

BOLTON
F U R N I T U R E

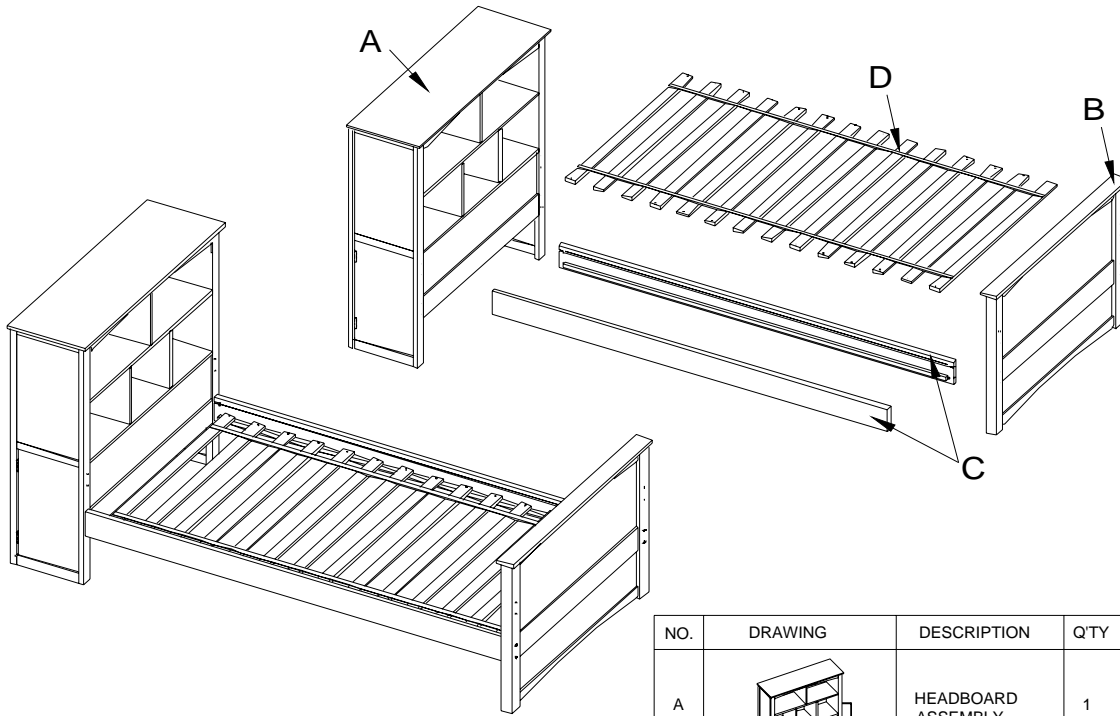
**249 Professional Drive
Morrisville, VT 05661**

**Tel: 802-888-7974
Fax: 802-888-3668
Website: www.vtprecision.com**

**Assembly Sheet
For Bookcase Bed**

BOLTON FURNITURE

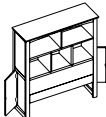



ASSEMBLY INSTRUCTIONS


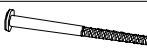


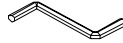


Twin/Full Bed Assembly:

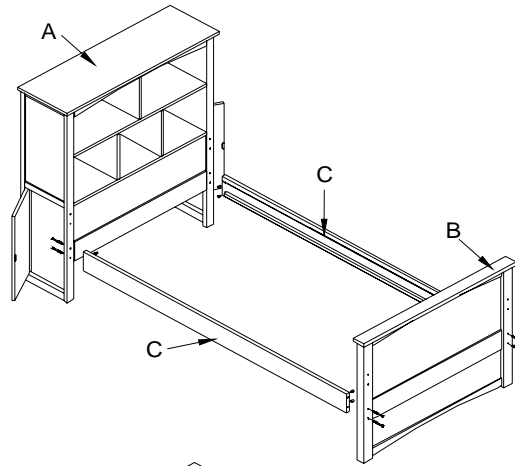
1) Verify that all parts are in box.

2) Position Headboard (A), Footboard (B) and Side Rails (C) in approximate location where you want bed.

NO.	DRAWING	DESCRIPTION	QTY
A		HEADBOARD ASSEMBLY	1
B		FOOTBOARD ASSEMBLY	1
C		SIDE RAIL	2
D		SLAT ROLL	1

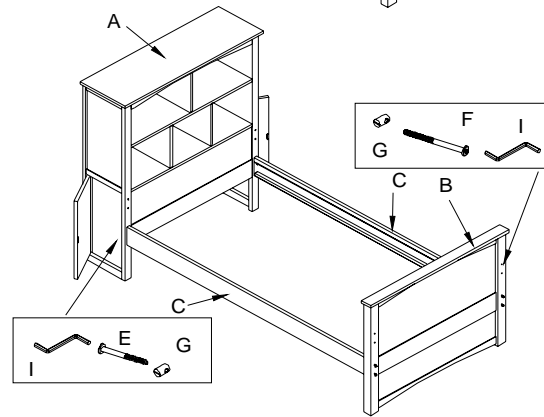
NO.	DRAWING	DESCRIPTION	QTY
E		HEXAGONAL CONNECTING BOLT 1/4" X 60	4
F		HEXAGONAL CONNECTING BOLT 1/4" X 80	4
G		BARREL NUT	8
H		SCREW	28
I		HEX WRENCH	1

3) Insert Barrel Nut (G) into predrilled holes in Side Rail (C). Make sure the slot for screwdriver is facing out and aligned to accept Connector Bolt (E),(F) (8 places).

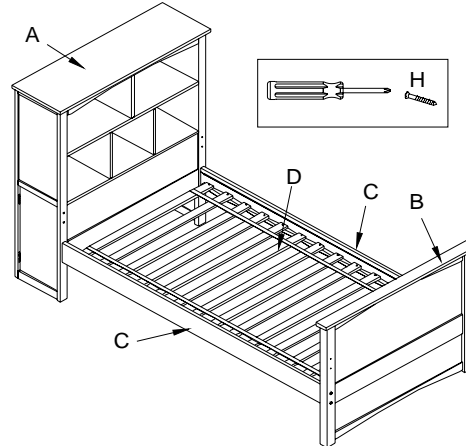


4) Determine position of Side Rail. Typically side rails will be in the lower position on standard twin and full configuration and in upper position when bed is configured with under bed storage cabinet.

5) Attach Side Rail (C) to Headboard (A) and Footboard (B) at pre-determine position by inserting Connector Bolts (E),(F) thru pre-drilled holes in Headboard and Footboard. Align the Connector Bolt to the predrilled holes in siderails, into the barrel nuts. When bed assembly is complete, tighten Connector Bolts with Hex Wrench (I)



6) Place Slat Roll (D) on the wooden cleats on side rails. Center slats between Headboard and Footboard. Make sure that the spacing between Headboard and Footboard and first slat is less than 3 1/2 inches. Screw slats to wooden cleats with screw (H) (28 places). Note: The webbing should be facing up.



7) Place mattress on slats - your bed is now ready to use.

Replacement parts may be obtained from any of our Bolton Furniture or Vermont Precision Woodworks dealers.